

MULTI-LEVEL CTO COURSE Endovascular

Founders:
Giovanni Torsello
& Max Amor



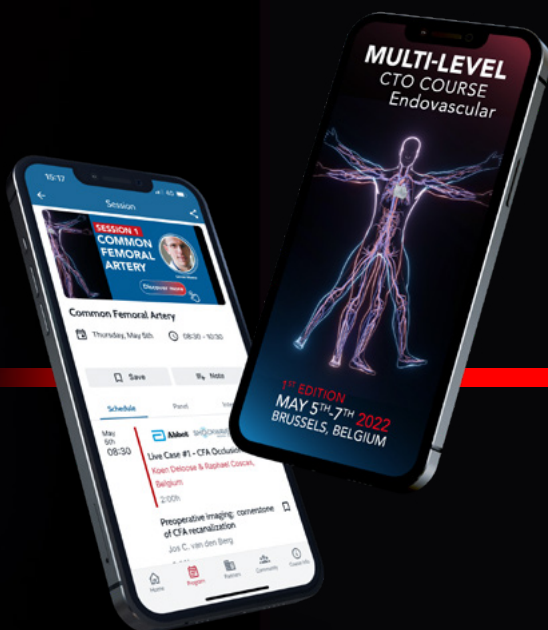
1ST EDITION

MAY 5TH-7TH 2022

BRUSSELS, BELGIUM



DOWNLOAD THE ML CTO ENDO APP!



How to download:

The easiest way to download our mobile app is to scan one of these barcodes.

You can also search for 'ML CTO ENDO' in the Apple App Store or Google Play Store.

After installing the app, you can:

- >> Access the event program, attendees and speakers list
- >> Vote, ask questions and take notes during sessions
- >> Learn more about all partners and exhibitors
- >> Create your own daily schedule that will guide you through the day
- >> Stay informed and receive the latest messages and news
- >> Chat with other attendees and in topical forums
- >> Take part in our social feed

JOIN THE CONVERSATION
#MLCTOENDO2022





We conceived the MULTI-LEVEL CTO Course Endovascular to bring together a **multidisciplinary group of vascular specialists from Europe and Middle East** to engage in the highest standard educational format with a spirit of collegiality and inclusion. This **three-day course** will focus on the latest advances and techniques in **endovascular chronic total occlusion revascularization**.

Our program, thought and realized in collaboration with our European Expert Committee, is made up of **recorded case-based discussions, numerous live case transmissions, from Clinique Pasteur Nancy, Munich University hospital and AZ Sint-Blasius Dendermonde**, plenty of “tips & tricks” sharing and practical talks about CTO recanalization, all guided by the highest caliber global experts-in-the-field. Our mission is to **become the first educational course in the field of CTO crossing of all endovascular levels, from head to toe**.

The multi-level aspect will not only be reflected in touching all anatomical levels but also in degree of experience. Clear step-by-step approaches to all kind of revascularizations (basic day), more experienced cutting edge education to overcome daily difficulties (experienced day) and finally extreme cases and techniques (advanced day) will be integrated in the program.

Strategies on the frontline, material knowledge into depth, dedicated but unfamiliar tools and unexpected problem solving are just some of the ingredients of this new “learning” concept in the peripheral world.

Early and late hands-on workshops will be setup to allow bench tests and practical training focused on specific tools/anatomy, and the full course will be **fully recorded and partially broadcast for a hybrid experience**.

We openly welcome, vascular specialists from all disciplines, trainees, nurses and researchers working in the vascular field and the attendance **will be available not only in full access (3 days) but also on a 2-day package, days 1 & 2** for basic and experienced levels, or **days 2 & 3** for experienced and advanced levels.

This course will offer a great opportunity to network with colleagues and catch up with friends. Please join us in Brussels in May 5th to 7th 2022 to witness what makes the Multi-level CTO course Endovascular such a unique didactical event.


Giovanni Torsello & Max Amor



Max Amor
Founder &
Course Director



Giovanni Torsello
Course Director

Welcome to Brussels
THE HOTEL. BRUSSELS
Boulevard de Waterloo 38,
1000 BRUSSELS 

Course Learning Objectives

- ▶ Adapt to attendance level from elementary to extreme
- ▶ Focused on educational live cases and interaction between KOLs and audience
- ▶ Mastering techniques for CTO and near occlusion treatment in arteries and veins
- ▶ Focus on guidewires & microcatheters toolbox and how to use



The congress has been granted 17 European CME credits (ECMEC@s) by the European Accreditation Council for Continuing Medical Education (EACCME@)



LIVE CASE CENTERS

BELGIUM



AZ St Blasius Dendermonde

Live case coordinator: Koen Deloose

THURSDAY MAY 5TH

08.30 - Live Case#1

14.00 - Live Case#3

FRIDAY MAY 6TH

08.30 - Live Case#5

FRANCE



Clinique Pasteur Nancy

Live case coordinator: Julien Lemoine

FRIDAY MAY 6TH

14.00 - Live Case#7

16.30 - Live Case#8

SATURDAY MAY 7TH

09.00 - Live Case#9

GERMANY



University of Munich

Live case coordinator: Konstantinos Stavroulakis


THURSDAY MAY 5TH

11.00- Live Case#2

16.00 - Live Case#4

FRIDAY MAY 6TH

11.00 - Live Case#6



CHU Dijon

Live case coordinator: Romaric Loffroy

SATURDAY MAY 7TH

11.15 - Live Case#10



Faculty

COURSE DIRECTORS

Max Amor

Interventional cardiologist, Clinique Louis Pasteur,
Essey-lès-Nancy, France

Giovanni Torsello

Vascular surgeon, Franziskus Hospital, Münster, Germany

SESSION MANAGERS

Stephen Black

Vascular surgeon, Guy's & St Thomas Hospital, London,
UK

Raphael Coscas

Vascular surgeon, Hopital Ambroise Paré,
Boulogne- Billancourt, France

Jean-Paul de Vries

Vascular surgeon, University Medical Center Groningen
(UMCG), Netherlands

Fabrizio Fanelli

Interventional radiologist, Sapienza University, Rome, Italy

Roberto Ferraresi

Interventional cardiologist, Humanitas Gavazzeni Clinic,
Bergamo, Italy

Peter Goverde

Vascular surgeon, Ziekenhuis Netwerk, Antwerpen,
Belgium

Ralf Langhoff

Angiologist, Sankt Gertrauden-Krankenhaus, Berlin,
Germany

Romarc Loffroy

Interventional radiologist, CHU Bocage, Dijon, France

Lieven Maene

Vascular surgeon, OLV Hospital, Aalst, Belgium

Mariano Palena

Interventional radiologist, Maria Cecilia Hospital, Cotignola,
Italy

LIVE CASE COORDINATORS

Koen Deloose

Vascular surgeon, AZ Sint Blasius Hospital, Dendermonde,
Belgium

Julien Lemoine

Interventional cardiologist, Clinique Louis Pasteur,
Essey-lès-Nancy, France

Konstantinos Stavroulakis

Consultant Vasc. And Endovasc. Surgery, Ludwig-
Maximilians-Universität München, München, Germany

INVITED GUESTS FACULTY

Theo Bisdas

Vascular surgeon, Athens Medical Center, Athens, Greece

Karen Breen

Hematologist, London Bridge Hospital, London, UK

Gilles Goyault

Institut Cardiovasculaire de Strasbourg - Clinique Rhena,
France

Sasko Kedev

Interventional cardiologist, Medical Faculty University St.
Cyril Methodius, SKOPJE, Macedonia

Michael Lichtenberg

Angiologist, Klinikum Hochsauerland, Arnsberg, Germany

Lorenzo Patrone

Interventional radiologist, London North West Healthcare
NHS Trust, London, UK

Giovanni Pratesi

Vascular surgeon, Ospedale policlinico San Martino,
Genova, Italy

Antonella Ruffino

Vascular Interventional Radiologist, Ente Ospedaliero
Cantonale (EOC), Lugano, Switzerland

Marc Sirvent

Angiologist and vascular surgeon, Germans Trias i Pujol
University Hospital Barcelona, Spain

Nicola Troisi

Vascular surgeon, University of Pisa, Pisa, Italy

Nicolaos Tsilimparis

Vascular surgeon, Ludwig-Maximilians University
Hospital, Munich, Germany

Kazushi Urasawa

Interventional cardiologist, Tokeidai Memorial Hospital,
Sapporo, Japan

Jos C. Van Den Berg

Interventional radiologist - endovascular, Ospedale
regionale di lugano, Lugano, Switzerland

Daniel A.F. Van Den Heuvel

Interventional radiologist, St. Antonius Hospital,
Nieuwegein, The Netherlands

Marie-Josée Van Rijn

Vascular surgeon, Erasmus MC Universiteit, Rotterdam,
Netherlands

Hany Zayed

Consultant Vasc. Surgery, Guy's and St. Thomas Hospital,
London, UK

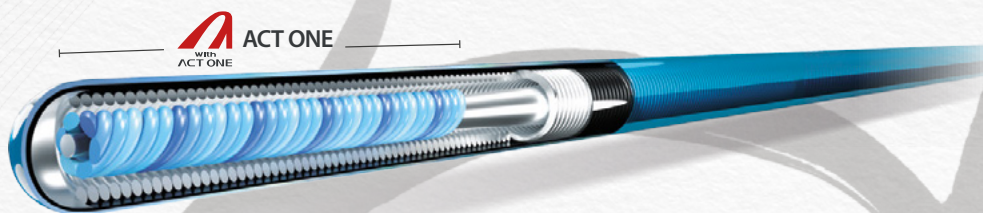
ASAHI Gladius

Frontline Guide wire

ASAHI Halberd

Guide wire for complex cases

ASAHI Gladius MG PV



Innovation and control in your hands!

Guide wire Algorithm

		LESION CHARACTERISTICS					TECHNIQUE			
		NON CTO	CTO	COMPLEX CTO	CTO	AMBIGUOUS ROUTE CTO	SLIDING	CONTROLLED DRILLING	PENETRATING	NARROW LOOPING
WIRE CHARACTERISTICS		STENOSIS	SHORT CTO <100MM	FRESH THROMBUS	CTO NON VISIBLE CA2+	NON AMBIGUOUS ROUTE CTO	LONG CTO >100MM	CTO VISIBLE CA2+	AMBIGUOUS ROUTE CTO	
ASAHI GLADIUS	<ul style="list-style-type: none"> MODERATE TIP LOAD WITH GOOD SUPPORT POLYMER JACKET FOR LUBRICITY ACT ONE FOR ACTIVE CONTROL 	●	●	●	●	●				■
ASAHI GLADIUS MG PV ES	<ul style="list-style-type: none"> MODERATE TIP LOAD WITH GOOD SUPPORT POLYMER JACKET FOR LUBRICITY ACT ONE FOR ACTIVE CONTROL ROUND GAP FOR NARROW LOOPING 						●	●	●	■
ASAHI HALBERD	<ul style="list-style-type: none"> INTERMEDIATE TIP LOAD ACT ONE FOR ACTIVE CONTROL ROUND GAP FOR NARROW LOOPING 		●	●	●	●				■
ASTATO	<ul style="list-style-type: none"> HEAVY TIP LOAD NON-ROUND PENETRATIVE POWER ROUND GAP FOR NARROW LOOPING 		●	●	●	●				■

For more information visit: ASAHI-INTECC.EU



Logistics info



SHUTTLES

- ▶ Shuttles are organized for participants from the venue (The Hotel Brussels) to the airport.
- ▶ The meeting point is on the parking in front of the hotel.
- ▶ Shuttles are rotating every 15 minutes.
- ▶ If you can't find them, please call: +33 6 52 31 12 46



ML CTO DINNER

- ▶ FRIDAY, MAY 6TH
- ▶ LES ATELIERS DES TANNEURS
Rue des Tanneurs 58, 1000 Brussels, Belgium
13 min walking distance from the venue
- ▶ Dinner starts at 08:00pm

You didn't book
your dinner?

Purchase it
onsite!

Brussels



SCIENTIFIC PROGRAM

THURSDAY MAY 5TH

>> BASIC LEVEL



08.15 Introduction of MLCTO Endovascular course, **Giovanni Torsello & Max Amor**

08.30 COMMON FEMORAL ARTERY

Session manager: Lieven Maene

Panel: Peter Goverde, Giovanni Torsello & Jean-Paul de Vries



Live case #1

from AZ St Blasius Dendermonde, Belgium

Operators: Koen Deloose & Raphaël Coscas

Simultaneous short case-based presentations:

- Preoperative imaging: cornerstone of CFA recanalization, *Jos C. van den Berg*
- CFA stenting changed my practice as vascular specialist, *Lieven Maene*
- CFA stenting... how far can we push the limit? *Hany Zayed*
- Bifurcation stenting or one direction... or surgery? *Nicolà Troisi*

10.30 Coffee break

11.00 ILIAC ARTERIES

Session manager: Peter Goverde

Panel: Romaric Loffroy, Antonella Ruffino & Nicolà Troisi



Live case #2

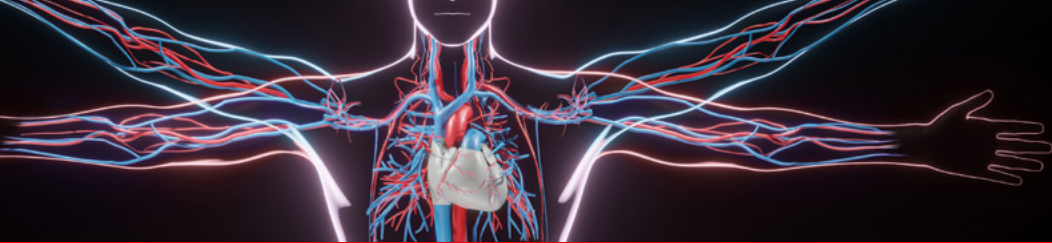
from Munich University hospital, Germany

Operator: Konstantinos Stavroulakis

Simultaneous short case-based presentations:

- IVL: a needed tool for large vessel calcium modification? *Michael Lichtenberg*
- Covered or bare stenting in AIOD? *Lorenzo Patrone*
- The hypogastric artery : save or sacrifice, *Peter Goverde*
- External iliac artery: which therapy is preferable, *Theo Bisdas*
- What with CFA lesions in combination with AIOD? *Peter Goverde*

13.00 Lunch & Bench test "CTO crossing toolbox"



14.00

SUPERFICIAL FEMORAL ARTERY

Session manager: Ralf Langhoff

Panel: Theo Bisdas, Michael Lichtenberg & Lorenzo Patrone



Live case #3

from AZ St Blasius Dendermonde, Belgium

Operators: Koen Deloose & Fabrizio Fanelli

Simultaneous short case-based presentations:

- Essential CTO Crossing tools to start, *Daniel A.F. van den Heuvel*
- My SFA stenting experience: easy and safe! *Giovanni Torsello*
- Live-in-a-box "From simple to complex with a single device: Re-entry Catheter versatility", *Lorenzo Patrone*
- Live-in-a-box "DCB treatment for popliteal lesion", *Giovanni Torsello*
- Retrograde approach: bailout or 1st strategy? *Ralf Langhoff*

15.30

Coffee break

16.00

VISCERAL ARTERIES

Session manager: Romaric Loffroy

Panel: Gilles Goyault, Michael Lichtenberg & Giovanni Pratesi



Live case #4

from Munich University hospital, Germany

Operator: Nikolaos Tsilimparis

Simultaneous short case-based presentations:

- Toolbox for visceral vessels & strategies of access, *Jos C. van den Berg*
- Which balloons & stents for which lesions? *Gilles Goyault*
- Complex renal bifurcation stenosis: which technique? *Romaric Loffroy*
- Coeliac trunk & mesenteric lesions: occlusion or stenosis first to be recanalized? *Max Amor*
- Is there a role for athero-thrombectomy devices for native vessels occlusion/ISR? *Antonella Ruffino*

17.30

Industry session

17.45

Adjourn

SCIENTIFIC PROGRAM

FRIDAY MAY 6TH

>> EXPERIENCED LEVEL



08.30

POPLITEAL ARTERY

Session manager: **Fabrizio Fanelli**

Panel: **Raphaël Coscas, Jos C. van den Berg & Hany Zayed**



Live case #5

from **AZ St Blasius Dendermonde, Belgium**

Operators: **Koen Deloose & Ralf Langhoff**

Simultaneous short case-based presentations:

- What is the best treatment? Some examples, *Nicolà Troisi*
- Case: popliteal aneurysm management, *Fabrizio Fanelli*
- Presentation: no-stent zone management, *Theo Bisdas*

10.00

Coffee break

10.30

ABDOMINAL AORTA

Session manager: **Jean-Paul de Vries**

Panel: **Giovanni Torsello, Nicolà Troisi & Marie-Josée Van Rijn**



Live case #6

from **Munich University hospital, Germany**

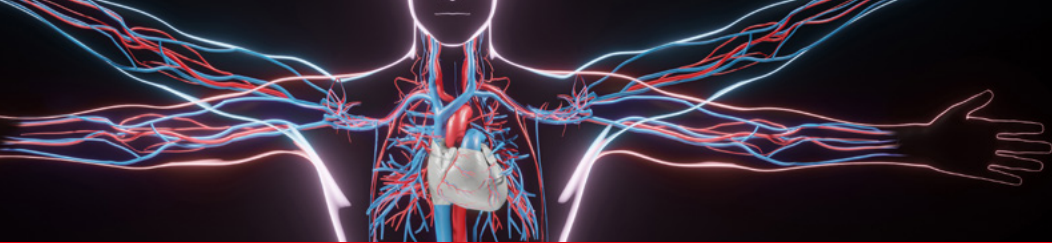
Operator: **Konstantinos Stavroulakis**

Simultaneous short case-based presentations:

- Tips and tricks to overcome aortic CTO, *Daniel A.F. van den Heuvel*
- Endovascular management of extensive aorto-iliac disease, results of a meta-analysis, *Hany Zayed*
- CERAB Case - technique, from bench to bedside, *Antonella Ruffino*
- Acute aortic occlusion case: my nightmare, *Giovanni Pratesi*
- Treatment of occluded side branches Post FEVAR and BEVAR, *Nicolaos Tsilimparis*

12.15

Lunch & Bench test "CTO crossing toolbox"



13.30

BELOW THE KNEE ARTERIES

Session manager: **Roberto Ferraresi**

Panel: **Stephen Black, Theo Bisdas & Daniel A.F. van den Heuvel**



Live case #7

**Young patient with premature occlusive
bilateral artery disease**
from **Pasteur Clinique Nancy, France**

Operators: **Mariano Palena & Julien Lemoine**

Simultaneous short case-based presentations:

- 0.014, 0.018, 0.035 which is the best wire platform to cross BTK lesions?
Lorenzo Patrone
- CTO Crossing tools for advanced operator, *Daniel A.F. van den Heuvel*
- The wire crossed the lesion, the balloon doesn't: what else? *Roberto Ferraresi*
- Desert foot, no-option CLTI: the percutaneous arterialization of the venous system,
Roberto Ferraresi
- Live-in-a-box "Retromalleolar posterior tibial artery CTO recanalization", *Marc Sirvent*

16.00

Coffee break

16.30

CAROTID & SUPRA-AORTIC ARTERIES

Session manager: **Raphaël Coscas**

Panel: **Sasko Kedev, Ralf Langhoff & Giovanni Pratesi**



Live case #8

Complex multivascular patient with occluded subclavian artery
from **Pasteur Clinique Nancy, France**

Operators: **Max Amor & Julien Lemoine**

Simultaneous short case-based presentations:

- Subclavian and brachiocephalic trunk double stenosis in a bovine offtake of the left
CCA, *Ralf Langhoff*
- Bilateral complex carotid artery stenosis case, *Giovanni Pratesi*
- Radial access for neck vessels diseases, *Sasko Kedev*
- Live-in-a-box: Complex carotid case, *Max Amor*

17.45

Industry session

18.00

Vascupedia Awards Ceremony

18.15

Adjourn


20.00

MLCTO Endovascular Dinner

SCIENTIFIC PROGRAM

SATURDAY MAY 7TH

>> **ADVANCED LEVEL**



09.00

BELOW THE ANKLE ARTERIES

Session manager: **Roberto Ferraresi**

Panel: **Koen Deloose & Marc Sirvent & Hany Zayed**



Live case #9

from **Pasteur Clinique Nancy, France**

Operators: **Mariano Palena, Julien Lemoine & Max Amor**

Simultaneous short case-based presentations:

- Can we treat foot arteries with 0.35 platform ? *Roberto Ferraresi*
- My BTA nightmare case – how did I manage? *Marc Sirvent*
- Retrograde accesses for foot arteries, *Kazushi Urasawa*
- Pedal/Plantar loop technique & transcollateral technique, *Fabrizio Fanelli*

10.45

Coffee break

11.15

ENDOVENOUS

Session manager: **Stephen Black**

Panel: **Fabrizio Fanelli & Marie-Josée Van Rijn**



Live case #10

from **Dijon University hospital, France**

Operators: **Romarc Loffroy & Marco Midulla**

Simultaneous short case-based presentations:

- Acute DVT case, *Stephen Black*
- Case focus on crossing techniques, *Michael Lichtenberg*
- Case focus Sizing and positioning your stent, *Marie-Josée Van Rijn*
- Follow-up and medical management, *Karen Breen*

13.00

Closing remarks

13.15

Lunch to conclude

PHILIPS

Peripheral vascular

See clearly. Treat optimally.

Explore your treatment path with Philips

At Philips, innovation is focused on simplifying care and improving lives.

IVUS empowers clinicians to identify the right treatment path and select the right tools from our adaptable peripheral vascular portfolio —

clearing the way for better outcomes.

innovation  you

www.philips.com/IGTdevices



**SAVE THE
DATE!**

MULTI-LEVEL

CTO COURSE

Endovascular

2ND EDITION
MAY 4TH-6TH 2023



Founders:
Giovanni Torsello
& Max Amor



**BRUSSELS
BELGIUM**



Exhibitors

Diamond.....



Crystal.....



Emerald.....



Sapphire.....






Partners

Scientific Societies.....



Media.....



Upcoming events in 2022

LIVE

May 19-21, Larissa, Greece

LINC

June 6-9, Saxonia, Germany

JIM

June 19-21, Milan, Italy

ESCVS & IMAD

June 20-23, Liège, Belgium

CIRSE

September 10-14, Barcelona, Spain

VIVA meeting


October 30-November 3, Las Vegas, USA


VEITH symposium

November 15-19, New York, USA

PVI

November 23-25, Paris, France







COURSE VENUE

THE HOTEL BRUSSELS
Bd de Waterloo 38 - 1000 Brussels
Belgium
Tel. +33 2 504 11 11

CONTACTS

SCIENTIFIC SECRETARY
Morgane Airaudi
Tel. +33 (0)7 83 45 45 63
m.airaudi@comnco.com

GLOBAL ORGANIZATION
Manon Algoud
Tel. +33 (0)7 79 45 38 33
m.algoud@comnco.com

REGISTRATION & LOGISTICS
Juliette Le Chaffotec & Laetitia Passedat
Tel. +33 (0)6 14 10 46 67
registration@endovascular-mlcto.com