

8TH CONGRESS
OF THE SOCIETY OF ENDOMETRIOSIS
AND UTERINE DISORDERS



MAY, 18-21
Athens, Greece
FINAL PROGRAM

PROGRESS MEETS SAFETY...
EVOLUTION MEETS KNOWLEDGE

Location:

Megaron Athens International
Conference Centre, Athens, Greece

Congress Presidents:

Pr George Pistofidis, Greece
Pr Athanasios Protopapas, Greece

SEUD President:

Dr Francisco Carmona,
Spain

WWW.CONGRESS.SEUD.ORG

FOLLOW US  **@Official_SEUD**

CONTACT & ORGANIZATION: Com&Co - organization@seud.org

 **Society of Endometriosis and Uterine Disorders**

Dimetrum® Gé

A specific treatment for endometriosis

Women with
endometriosis
need support,
not judgement



Please refer to your local SmPC

BESINS HEALTHCARE

WELCOME LETTER

Dear colleagues,

We have the pleasure and honor of inviting you to the **8th SEUD Annual congress (Society of Endometriosis and Uterine Disorders)** which will be held in Athens, Greece, from **May 18th to 21st, 2022**.

This year's meeting will be a natural continuation of the previous successful SEUD congresses, further dispelling myths and clarifying facts while always keeping women's safety and wellbeing the main focus of our attention.

Keeping this continuity in mind, we have decided that this year's overall theme will be **“Progress meets safety and evolution meets knowledge”**.

Through a very high scientific level program, we will emphasize the latest innovation in the fields of endometriosis, uterine fibroids, adenomyosis, and AUB. As well as analyzing current therapeutic and surgical methods and looking at their real value as well as long-term consequences. As usual, you'll be able to be part of very exciting plenary sessions, debate, workshop, keynote lectures and symposia.


We truly believe that researches and innovations are key in the future of our practice, we invite you to come to Athens to present your data, bring us your research, discuss with us your results which may be presented as oral communications, video, or posters.

The venue is the beautiful Megaron Athens Concert Hall, close to the historic center of the city, easily accessible by public transportation and also close to downtown shopping areas with endless outdoor cafes and restaurants.

We hope to welcome you and meet you in Athens in May 2022!

Above all, let us gather together to celebrate a new era of scientific freedom.

Presidents of the 8th SEUD Congress
Prof. George Pistofidis & Prof. Athanasios Protopapas (Greece)



The Society of Endometriosis
and Uterine Disorders

SEUD AT A GLANCE

SEUD Bureau

Felice Petraglia
(Italy)

Charles Chapron
(France)

SEUD President

Francisco Carmona
(Spain)

Board members

Pr Tasuku Harada
(Japan)

Andrew Horne
(United Kingdom)

Dr Jinhua Leng
(China)

Dr Fernando Reis
(Brazil)

Pr Pietro Santulli
(France)

Dr Hugh Taylor
(USA)

Dr Paola Vigano
(Italy)

The Society of Endometriosis and Uterine Disorders (SEUD) is a scientific society created in 2015 which aims to improve disease management and reduce the impact on women's lives through focused debate on disease awareness, pathogenesis, risk factors, diagnosis and medical/surgical treatments.

OUR OBJECTIVES



FOCUS ATTENTION
on a group of diseases
that negatively affects
women's health.



PROMOTE
education and training
throughout
the entire world.



IMPROVE
the scientific
approach for
these diseases.

Previous congresses

2015: Paris (France)

2016: Barcelona (Spain)

2017: Singapore

2018: Florence (Italy)

2019: Montreal (Canada)

2020: SEUD ONLINE WEEK

2021: Stockholm (Sweden)

Futur congress

2023: Abu Dhabi (UAE)



Society of Endometriosis and Uterine Disorders

KEY METRICS



15 patient
support groups
worldwide



36 International
Scientific Societies
partners




More than **1000 followers** in our strong social network community

[@Official_SEUD](#)

[@OfficialSEUD](#)

[in](#) Society of Endometriosis and Uterine Disorders



MORE THAN
1000 PARTICIPANTS



FROM
75 COUNTRIES

FROM
5 CONTINENTS



Published
by ELSEVIER, the *JEUD* publishes basic,
clinical original research articles
and critical reviews.

Become a member to:



- Belong to an international scientific community
- Free access to all of SEUD congresses on demand
- Reduced fees at SEUD official events (annual congress, masterclass,...)
- Free access to the *JEUD* (*Journal of Endometriosis and Uterine Disorders*)
- Submit your work in the *JEUD* for free!

SEUD membership: 100€ – In-training membership: 50€

For any further information relating to joining the SEUD as a member,
please contact the secretariat: secretariat@seud.org



8TH CONGRESS OF THE SOCIETY OF ENDOMETRIOSIS AND UTERINE DISORDERS

SEUD 2022 international committee

Mauricio Abrao, Brazil

Alejandro Aguilera-Castrejon, Israël

Ayman Al-Hendy, USA

Sawsan As-Sanie, USA

Francisco Carmona, Spain

Marcello Ceccaroni, Italy

Charles Chapron, France

Hilary Critchley, UK

Angelos Daniilidis, Greece

Alessandra di Giovanni, Italy

Attilio di Spiezio, Italy

Jacques Donnez, Belgium

James English, Netherlands

Jean-Philippe Estrade, France

Afchine Fazel, France

Juan Garcia Velasco, Spain

Sun Wei Guo, China

Tasuku Harada, Japan

Andrew Horne, UK

Giannis Koutoukos, Greece

Philippe Laberge, Canada

Alan Lam, Australia

Dimitris Loutradis, Greece

Antonis Makrigiannakis, Greece

Minas Mastrominas, Greece

Kostas Mavromatis, Greece

Gaby Moawad, USA

Inmaculada Moreno, Spain

Michael Mueller, Swiss

Ceana Nezhath, USA

Engin Oral, Turkey

Filipa Osorio, Portugal

Yutaka Osuga, Japan

George Pados, Greece

Minas Paschopoulos, Greece

Antonio Pellicer, Spain

Felice Petraglia, Italy

Aleksander Popov, Russia

Fernando Reis, Brazil

Horace Roman, France

Pietro Santulli, France

Gamal Serour, Egypt

Hugh Taylor, USA

Theodoros Theodoridis, Greece

James Tsaltas, Australia

Dimitris Valsamidis, Greece

Paola Vigano, Italy

UNDER the auspice of



HELLENIC SOCIETY
OF GYNECOLOGICAL
ENDOSCOPY



SEUD 2022 local committee

George Pistofidis, Greece

Athanasios Protopapas, Greece

INTUITIVE

Two ways to expand your knowledge
about the da Vinci robotic-assisted
surgical system at SEUD 2022:

SEUD surgery session

Learn more about the da Vinci Xi
surgical system and its potential for
clinical value through presentations
of robotic surgeons.

Date

Thursday May 19

Time

08:30-12:00

Visit our booth #10 at the exhibition hall

Test drive our technology at the exhibition
to explore the da Vinci Xi system and
instruments for gynecology procedures
such as hysterectomy, sacrocolpopexy,
myomectomy, and endometriosis resection.

The da Vinci X and da Vinci Xi Surgical Systems are class IIb medical devices.
Refer to complete mandatory statements available on the booth.

Intuitive's Privacy Notice is available at www.intuitive.com/privacy.

© 2022 Intuitive, Inc. All rights reserved.

Product and brand names/logos are trademarks or registered
trademarks of Intuitive Surgical or their respective owner.



PN1098420-EU RevA 04/2022

The official SEUD 2022 APP

DOWNLOAD
SEUD SOCIETY APP
TO ACCESS
#SEUD 2022!



After downloading the app, don't
forget to enable push notifications
to stay up-to-date on the latest
happenings and important news!

After installing the app, you can:

- Access SEUD 2022
by clicking on the respective tile
and pressing "Install"
- Access the event program
and speakers list
- Create your own daily schedule
that will guide you through the day
- Stay informed and receive
the latest messages and news
- Chat with other attendees
- Take notes during sessions



GET IT ON
Google Play
bit.ly/3nLCVd6

Download on the
App Store
apple.co/3l5iP5t



FOLLOW US

@Official_SEUD

@OfficialSEUD

Society of Endometriosis
and Uterine Disorders

GENERAL INFORMATION

REGISTRATIONS HOURS

Starting on Wednesday,
May 18th at 13h (1PM)

ONSITE REGISTRATIONS

Registration fee includes: access to the exhibition hall and to all of the scientific sessions, coffee breaks, lunch breaks and welcome cocktail.

- Seniors: Surgeons/Physicians: 600€
- Family Physicians/ Allied Health Professionals: 450€
- Students/ Fellows/ Interns: 250€
- Low-Income countries: 250€

PREVIEW ROOM

Speakers, we kindly ask you to give your presentation on a USB key at the preview room (in the Exhibition hall) **at least 2 hours before your talk**.

COVID TEST ONSITE

You need a COVID test (PCR or Antigenic) to go back home?

A COVID test area is set up on Thursday,

May 19th and Friday, May 20th between 14h and 18h (2 to 6 PM)

- next to the Registration desk.

No need to take an appointment, you'll just need to queue up onsite.



CALL FOR ABSTRACTS AWARDS

The 3 awards (best poster, best free communication, best video) and the 3 young investigators awards (best poster, best free communication, best video) will be given in the presence of the authors, during the closing ceremony **on Saturday, May 21st from 13h30 to 14h (1.30 to 2PM)**.

E-POSTERS

This year again, it is digital! Discover the electronic posters on our digital screens in the exhibition hall. E-posters are classified by categories and alphabetically by title. In order to find the e-poster you are looking for, first select its category.

Medtronic

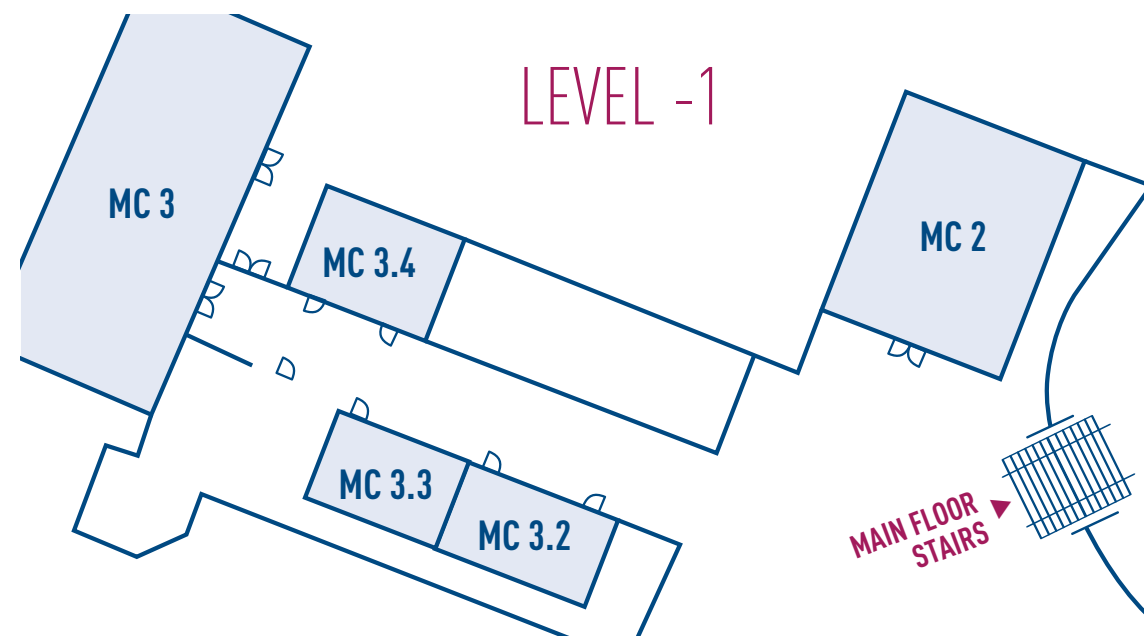
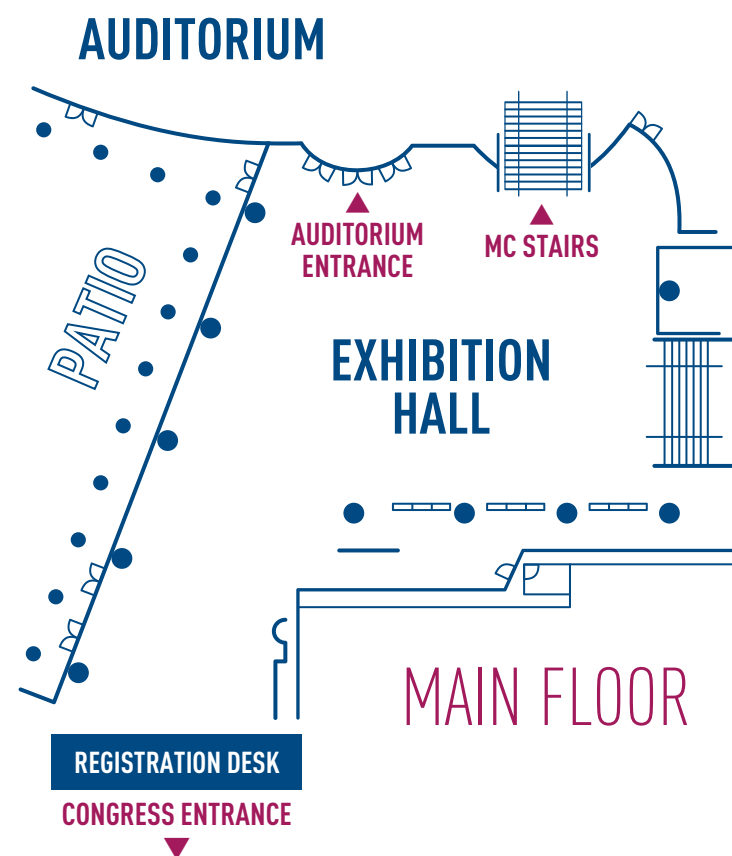
Solutions for gynecology



Scan the QR code to learn more about our gynecology products

For more information visit Medtronic booth

MEGARON MAP



PARTNERS

DIAMOND SPONSOR



GOLD SPONSORS



SILVER SPONSORS



QUARTZ SPONSORS

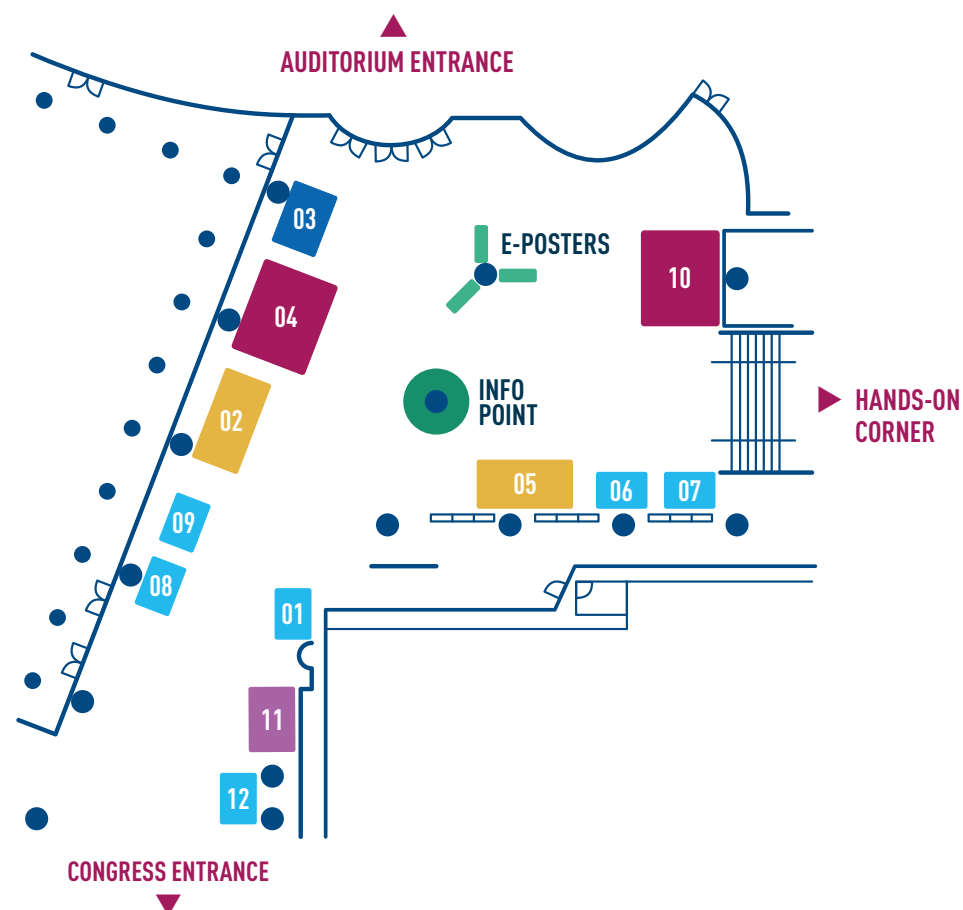


SPONSORS



EXHIBITION MAP

- | | | |
|------------------|---------------------|----------------------|
| 1 STARMED | 5 MEDTRONIC | 9 RF MEDICAL |
| 2 OLYMPUS | 6 GE | 10 INTUITIVE |
| 3 ERBE MEDICAL | 7 KARL STORZ | 11 BOSTON SCIENTIFIC |
| 4 GEDEON RICHTER | 8 ANTISEL / DELMONT | 12 WISEPRESS |



Olympus – Your Preferred Partner in Gynecology

Learn More about the Clinical Benefits Provided by Our Latest Technologies

- **END OEYE 3D imaging system**
Stay focused, save time with the real vision in 3D.
- **THUNDERBEAT Type S**
Safety and speed provided by a single device.
- **nCare and MedPresence**
Be connected beyond the limitations of OR walls.
- **VERSAPOINT**
The versatile system of intrauterine pathology.

For more information, please visit

> www.olympus.eu/gynecology

Join Us
at Our
Booth #2

A Auditorium - MAIN FLOOR
MC Rooms - LEVEL -1

**SESSIONS LIVE STREAMED
ON OUR WEBSITE:
HTTPS://CONGRESS.SEUD.ORG/**

THURSDAY, MAY 19TH

07:30	REGISTRATION DESK OPENING	
08:30	A SEUD SURGICAL TALK SHOW Worldwide Expert Round table With the support of 	SIMULTANEOUS NATIONAL SESSIONS MC 3.2 - CANADA MC 3.3 - INDIA MC 3.4 - IRAN
12:00	LUNCH SYMPOSIUM *** MC 2 The Critical Role of Ultrasound in the Diagnosis of Endometriosis and Uterine Pathologies	Lunch break & exhibition visit
13:00	A OPENING CEREMONY	
13:15	A KEYNOTE LECTURE How close are we to building an artificial uterus?	
13:45	A	
15:15	PLENARY SESSION 1 Pelvic pain	
16:15	SILMUTANEOUS SYMPOSIA A Endometriosis management - Does geography matter?	MC 2 - Strategies to maximize clinical outcomes when dealing with complex endometriosis scenarios.
16:45	Coffee break & exhibition visit	
17:15	A EXPERTS DISCUSSION supported by an educational grant by	
18:45	A PLENARY SESSION 2 Pelvic surgery and uterine disorders	
	Welcome cocktail	

WEDNESDAY, MAY 18TH

13:00	REGISTRATION DESK OPENING	
14:00	SIMULTANEOUS PRE-CONGRESS COURSES ** MC 2 - Safe Laparoscopy MC 3 - Imaging MC 3.2 - Diagnosis and operative management of congenital uterine anomalies MC 3.3 - Assisted reproduction in women in uterine disorders MC 3.4 - Abnormal Uterine Bleeding and Iron Deficiency: a silent pandemic	
18:00		

FRIDAY, MAY 20TH

08:00	A PLENARY SESSION 3 Recurrence of endometriosis and uterine disorders	
09:30	A SEUD INNOVATION SESSION	
10:00	Coffee break & exhibition visit	
10:30	A DEBATE 1 Radical surgery for endometriosis versus conservative surgery combined with medical treatment	SIMULTANEOUS FREE COMM MC 2 - MC 3 MC 3.2 - MC 3.4
11:30	A KEYNOTE LECTURE Adenomyosis surgery yes... but when? how? How much? By whom?	
12:00	A LUNCH SYMPOSIUM Relugolix Combination Therapy, the 1st GnRH Antagonist in Europe for the management of Uterine Fibroids	Lunch break & exhibition visit
13:00	A	
14:30	A PLENARY SESSION 4 Hormonal medical management for uterine disorders supported by an educational grant	
15:30	A SYMPOSIUM The IRONY of HMB: Improving patient's outcomes	
16:00	Coffee break & exhibition visit	
17:00	A DEBATE 2 Is it necessary to systematically check for chronic endometritis in infertility?	SIMULTANEOUS FREE COMM MC 2 - MC 3 MC 3.2 - MC 3.4
18:00	SIMULTANEOUS FREE COMM MC 2 - MC 3 - MC 3.2 - MC 3.4	
20:30	Gala dinner	

SATURDAY, MAY 21ST

09:00	A PLENARY SESSION 5 Infertility and pelvic disorders	
10:30	A	
11:00	SEUD GRANT RESEARCH RESULT	
11:30	Coffee break & exhibition visit	
12:00	A KEYNOTE LECTURE Endometriomas : Etiopathogenesis and Management to maximize ovarian function	
13:30	A	
14:00	A PLENARY SESSION 6 Abnormal Uterine Bleeding	
	A AWARDS & CLOSING CEREMONY	

* There is no exhibition on Wednesday. You will be able to discover our booths from Thursday morning.

** Additional registration needed

***No lunch boxes will be provided.

13H REGISTRATION DESK OPENING

14H PRE-CONGRESS COURSE
18H «SAFE LAPAROSCOPY»

MC 2 Chairs:
George Pistofidis & Stelios Kogeorgos (Greece)

- Safeguarding the ureter during gynecological operations - **Athanasios Protopapas (Greece)**
- Managing ureteric injury – the urologists perspective - **Evangelos Liatsikos (Greece)**
- How to avoid bowel damage during endometriosis surgery - **Mario Malzoni (Italy)**
- Managing bowel complications – the general surgeons perspective – **Spiros Andrikopoulos (Greece)**

15H30 Coffee break

- How to perform nerve sparing operations in DIE operations – **James English (UK)**
- How to prevent neurological injury during complex laparoscopic procedures: investigation & management – **Horace Roman (France)**
- How to prevent vascular complications and how to manage them when they occur – **Valerio Gallotta (Italy)**
- Safety of electrical current in laparoscopy and modern generators – **Jens Bettin (Greece)**
- Laparoscopic hysterectomy tips & tricks – **Alexandros Lazaridis (Greece)**

14H PRE-CONGRESS COURSE
18H «IMAGING»

MC 3 Chairs:
Anne-Elodie Millischer-Bellaiche (France)
& Alessandra di Giovanni (Italy)

- Opening
- Keypoints for adnexal masses and endometrial diseases - UltraSound assessment - **Ekaterini Domali (Greece)**
- Keypoints for myometrial diseases- UltraSound assessment and ultrasound guided procedures - **Kobe Dewilde (Belgium)**

Sponsored by



- Keypoints for pelvic endometriosis - UltraSound assessment: soft markers and anterior compartments - **Cristina Ros Cerro (Spain)**
- Keypoints for pelvic endometriosis- UltraSound assessment: posterolateral compartments - **Alessandra di Giovanni (Italy)**
- Keypoints about MRI assessment of sciatic nerve endometriosis. Fusion imaging of US and MRI in endometriosis - **Anne-Elodie Millischer-Bellaiche (France)**

15H30 Coffee break

- Hands-on session (Live scanning)

14H PRE-CONGRESS COURSE
18H «DIAGNOSIS AND OPERATIVE
MC 3.2 MANAGEMENT OF CONGENITAL
UTERINE ANOMALIES»

Chairs:
Grigoris Grimbizis & Minas Paschopoulos (Greece)

- Current classification proposals of female genital anomalies - **Grigoris Grimbizis (Greece)**
- Clinical consequences of congenital uterine anomalies - **Sotiris Saravelos (France)**
- Current diagnostic algorithms: the role of imaging - **Alexandros Sotiriadis (Greece)**
- Current diagnostic algorithms: the role of endoscopy - **Fani Gkrozou (Greece)**
- Surgical treatment of septate uterus: techniques and results - **Attilio Di Spiezo Sardo (Italy)**
- Surgical treatment of obstructive anomalies: techniques and results - **Maribel Acien (Spain)**
- Surgical treatment of vaginal aplasia - **Lina Michala (Greece)**

15H30 Coffee break

14H PRE-CONGRESS COURSE
18H «ASSISTED REPRODUCTION IN WOMEN
MC 3.3 IN UTERINE DISORDERS»

Chairs:
Pietro Santulli (France) & Gamal Serour (Egypt)

SESSION 1: ART and endometriosis

- Getting more eggs in endometriosis affected women: a real challenge - **Jim Tsaltas (Australia)**
- How to improve ART outcomes in presence of adenomyosis - **Gamal Serour (Egypt)**
- Fertility preservation and endometriosis - **Mathilde Bourdon (France)**
- What can we do in case of implantation failure ? - **Antonis Makrigiannakis (Greece)**
- Endometriosis and pregnancy outcomes - **Aboubakr Elnashar (Egypt)**
- Panelist discussion

15H30 Coffee break

SESSION 2: ART and fibroids

- Are we sure that myomas cause infertility? - **Silvia Vannuccini (Italy)**
- Should we remove fibroids before surgery:
 - Yes, Surgery - **Francisco Carmona (Spain)**
 - No, Medical treatment - **Fernando Reis (Brazil)**
- Fibroids and obstetrical outcomes - **Louis Marcellin (France)**
- Panelist discussion and pre-congress course close summary

14H PRE-CONGRESS COURSE
18H «ABNORMAL UTERINE BLEEDING AND
MC 3.4 IRON DEFICIENCY: A SILENT PANDEMIC»

Chairs:
Hilary Critchley (UK) and Malcom G Munro (USA)

- Introduction
- Global Burden of Anemia and AUB - **Malcolm G Munro (USA)**
- The Importance of Iron in our Clinical Practice - **Michelle Lavin (Ireland)**
- Evaluation of Women (& Girls) with AUB in the Reproductive Years – **Hilary Critchley (UK)**

15H30 Coffee break

- Rethinking Our Approach to Diagnosis and Treatment of Iron Deficiency - **Michelle Lavin (Ireland)**
- Therapy for AUB in the Reproductive Years: Evolution of the personalized approach to treatment - **Mary Ann Lumsden (UK)**
- Simultaneous Management of AUB and ID: A strategic approach - **Hilary Critchley (UK) & Michelle Lavin (Ireland)**
- Evidence Gaps – **All of the experts**
- Discussion and meeting close summary

THURSDAY, MAY 19TH

7H30
8H30 **REGISTRATION DESK OPENING**

8H30 **SEUD SURGICAL TALK SHOW**
12H **Worldwide Expert Round table**

International experts:
A **Marcello Ceccaroni (Italy),**
Gaby Moawad (USA), Filipa Osorio (Portugal),
George Pistofidis (Greece), Aleksander Popov (Russia),
Athanasios Protopapas (Greece),
Horace Roman (France) & Attilio di Spiezio (Italy)
Recorded surgical cases, Debates, Strategies
and Challenges.



8H30 **SIMULTANEOUS NATIONAL**
12H **SESSIONS**

Sponsored by
HOLOGIC

MC 3.2 National Session - CANADA

Chair: **Philippe Laberge**
Welcome and introduction - **Philippe Laberge**
Trilogy of endometriosis:
- Imaging for diagnosis and staging - **Mathew Leonardi**
- Medical options - **Catherine Allaire**
- Surgical approach - **Madeleine Lemyre**
Panel discussion
Hysteroscopic resection and complications
- **George Vilos**
Ambulatory hysteroscopic procedures
- **Philippe Laberge**
Discussion and conclusion

8H30 **National Session - INDIA**

12H Chair: **Parul Kotdawala**
MC 3.3 Medical management and alternative therapies
- **Parul Kotdawala**
Robots in endometriosis surgery - **Rooma Sinha**
Cystic adenomyosis - **Divyesh Shukla**
Adolescent Endometriosis - **Priti Vyas**
Fertility preserving endometriosis surgery - **Atul Ganatra**
ART in endometriosis - Making it right - **Kuldeep Jain**
Endometrioma surgery - Nuances & ovarian reserve
- **Malvika Mishra**
Endometriosis in India - The challenges, survey,
& role of ESI - **Pradip Mitra**
Panel discussion

8H30 **National Session - IRAN**

12H Chair: **Saeed Alborzi**
MC 3.4 New insights in adenomyosis
Ultrasound in adenomyosis - **Saeed Alborzi**
MRI in adenomyosis - **Mehrzaad Lotfi**
Medical treatment of adenomyosis - **Ziba Zahiri**
Surgical treatment of adenomyosis - **Tahereh Poordast**
Minimally invasive methods for treatment of adenomyosis
- **Elham Askari**
Adenomyosis and infertility - **Saghar Salehpour**

12H **LUNCH SYMPOSIUM***

13H **The Critical Role of Ultrasound**
MC 2 **in the Diagnosis of Endometriosis**
and Uterine Pathologies
Use of Ultrasound vs. MRI in Endometriosis
- **Anne-Elodie Millischer Bellaiche (France)**
Ultrasound in the Diagnosis of Uterine Disorders
- **Ekaterini Domali (Greece)**
Live Ultrasound Scan



12H **EXHIBITION HALL** - Lunch break & Exhibition visit

THURSDAY, MAY 19TH

13H **OPENING CEREMONY**

13H15 **SEUD President:** **Francisco Carmona (Spain)**
SEUD Congress Presidents:
A **George Pistofidis & Athanasios Protopapas (Greece)**

13H15 **KEYNOTE LECTURE**

13H45 Chairs: **Francisco Carmona (Spain) &**
Theodoros Theodoridis (Greece)
A How close are we to building an artificial uterus?
- **Alejandro Aguilera-Castrejon (Israel)**

13H45 **PLENARY SESSION 1 - PELVIC PAIN**

15H15 Chairs: **Felice Petraglia (Italy) &**
Dimitris Valsamidis (Greece)
A Mechanisms of chronic pelvic pain - **Andrew Horne (UK)**
Endometriosis related pain - **Charles Chapron (France)**
Endometriosis-related pain and surgical strategy
- **Marcello Ceccaroni (Italy)**
Central Sensitization of pelvic pain
- **Sawsan As-Sanie (USA)**

15H15 **SYMPOSIUM**

16H15 **Strategies to maximize clinical**
outcomes when dealing with complex
MC 2 **endometriosis scenarios**
Introductions
How to maximize fertility outcomes using Ultra conservative
surgery for deep endometriosis
- **Jean-Philippe Estrade (France)**
How to identify key structures and endometriotic disease
during advanced endometriosis cases
- **Helder Ferreira (Portugal)**
Efficient and safe use of energy during deep endometriosis
surgery - **Francisco Carmona (Spain)**
Q&A

Sponsored by
Medtronic

15H15 **SYMPOSIUM**

16H15 **Endometriosis management**
- Does geography matter?
Sharing best practice on different endometriosis
management algorithms, the impact of culture on
the perception of the disease, and the management
options around the world.
A **Nicholas Leyland (Canada), Uri Dior (Israel) &**
Jessica Opoku-Anane (USA)

Sponsored by
abbvie

16H15 **EXHIBITION HALL** - Coffee break & Exhibition visit

16H45 **EXPERTS' DISCUSSION**
17H15 **"LINZAGOLIX: A NEW ORAL**
GNRH ANTAGONIST"

A Chair: **Charles Chapron (France)**
Linzagolix in uterine fibroids - **Jacques Donnez (Belgium)**
Linzagolix and endometriosis - **Felice Petraglia (Italy)**

Supported by
an educational grant
Theramex
For Women, For Health

17H15 **PLENARY SESSION 2**
18H45 **- PELVIC SURGERY AND UTERINE DISORDERS**

A Chairs: **James English (Netherlands) &**
Athanasios Protopapas (Greece)
The value of ICG during surgery for deep endometriosis
- **Horace Roman (France)**
New energy tools during pelvic surgery
- **Francisco Carmona (Spain)**
The essentials of multi-disciplinary input in surgical
management of deep infiltrative endometriosis
- **Alan Lam (Australia)**
Obstetric outcome and complications following
myomectomy or resection of adenomyosis
- **Tasuku Harada (Japan)**

18H45 **WELCOME COCKTAIL**
19H30 **PATIO**

FRIDAY, MAY 20TH7H30
8H30 REGISTRATION DESK OPENING8H
9H30
A PLENARY SESSION 3
- RECURRENCE OF ENDOMETRIOSIS
AND UTERINE DISORDERSChairs: Charles Chapron (France) &
George Pados (Greece)

Recurrence of pain in endometriosis

- Michael Mueller (Swiss)

Endometriosis: progressive or not? - Sun Wei Guo (China)

Imaging for follow-up of adenomyosis and fibroids

- Alessandra Di Giovanni (Italy)

How to best prevent recurrence of myomas ?

- Jacques Donnez (Belgium)

9H30
10H
A SEUD INNOVATION SESSION

Chair: Jean Philippe Estrade (France)

FEMTECH: The new paradigms - Afchine Fazel (France)

Endometriosis digital therapy: LUNA project

- Jean Philippe Estrade (France)

10H EXHIBITION HALL - Coffee break & Exhibition visit

10H30 DEBATE - RADICAL SURGERY
11H30 FOR ENDOMETRIOSIS
A VS
CONSERVATIVE SURGERY COMBINED
WITH MEDICAL TREATMENT

Chairs:

Engin Oral (Turkey) & Giannis Koutoukos (Greece)

Aleksander Popov (Russia)

VS

Mauricio Abrao (Brazil)

10H30 SIMULTANEOUS FREE COMMUNICATIONS

11H30 Dedicated program on page: 24

MC 2 - MC 3 - MC 3.2 - MC 3.4

11H30 KEYNOTE LECTURE

12H
A Chairs: Jacques Donnez (Belgium) &
Kostas Mavromatis (Greece)

Adenomyosis surgery yes...

but when? how? How much? By whom?

- George Pistofidis (Greece)

12H LUNCH SYMPOSIUM*

*Lunch boxes will be provided

13H
A Relugolix CombinationTherapy, the 1st GnRH Antagonist in Europe for
the management of Uterine Fibroids

Chair: Francisco Carmona (Spain)

Relugolix Combination Therapy in women with symptomatic
uterine fibroids - Ayman Al-Hendy (USA)Management of Bone Mineral Density in Pre-Menopausal
Women - Peyman Hadji (Germany)

12H EXHIBITION HALL - Lunch break & Exhibition visit

Sponsored by

FRIDAY, MAY 20TH13H
14H30
A PLENARY SESSION 4
- HORMONAL MEDICAL
MANAGEMENT FOR
UTERINE DISORDERSChairs: Michael Mueller (Switzerland) &
Minas Mastrominas (Greece)

Endometriosis - Felice Petraglia (Italy)

Myoma - Ayman Al-Hendy (USA)

Adenomyosis - Yutaka Osuga (Japan)

AUB - Fernando Reis (Brazil)

Supported by
an educational grant

14H30 SYMPOSIUM

15H30 The IRONy of HMB: Improving
patient's outcomesA HMB-ID: ValIDating the Relationship
- Malcolm G. Munro (USA)

Patient Blood Management:

The IDeAal care of the HMB Patient

- Daniel Surbek (Switzerland)

Sponsored by



15H30 EXHIBITION HALL - Coffee break & Exhibition visit

16H
17H
A DEBATE
- IS IT NECESSARY TO SYSTEMATICALLY
CHECK FOR CHRONIC ENDOMETRITIS
IN INFERTILITY?

Chairs:

Gamal Serour (Egypt) & Minas Paschopoulos (Greece)

YES - Antonis Makrigiannakis (Greece)

NO - Jim Tsaltas (Australia)

16H SIMULTANEOUS FREE COMMUNICATIONS

17H Dedicated program on page: 25

MC 2 - MC 3 - MC 3.2 - MC 3.4

17H SIMULTANEOUS FREE COMMUNICATIONS

18H Dedicated program on page: 26

MC 2 - MC 3 - MC 3.2 - MC 3.4

20H30 SEUD GALA DINNER



8TH CONGRESS OF THE SOCIETY OF ENDOMETRIOSIS AND UTERINE DISORDERS

FINAL PROGRAM

SATURDAY, MAY 21ST

7H30
8H30

REGISTRATION DESK OPENING

9H
10H30



PLENARY SESSION 5 - INFERTILITY AND PELVIC DISORDERS

Chairs: **Pietro Santulli (France) & Dimitris Loutradis (Greece)**

Microbiota and human reproduction - **Inmaculada Moreno (Spain)**

Is unexplained female infertility a reality? - **Antonio Pellicer (Spain)**

Endometrioma management in cases of fertility preservation - **Juan Garcia Velasco (Spain)**

ART protocol in endometriosis/adenomyosis patients - **Engin Oral (Turkey)**

10H30
11H



SEUD GRANT RESEARCH RESULT

Chair: **Francisco Carmona (Spain)**

2020 Grant research winner - **Olga Bougie (Canada)**

11H

EXHIBITION HALL - Brunch break & Exhibition visit

11H30
12H



KEYNOTE LECTURE

Chairs: **Paola Vigano (Italy) & Antonis Makrigrannakis (Greece)**

Endometriomas : Etiopathogenesis and Management to maximize ovarian function

- **Ceana Nezhat (USA)**

12H
13H30



PLENARY SESSION 6 - ABNORMAL UTERINE BLEEDING

Chairs: **Fernando Reis (Brazil) & Angelos Daniilidis (Greece)**

Haemostatic mechanisms during menstruation in healthy and diseased uterus - **Hilary Critchley (UK)**

Is there a participation of stem cell in AUB? - **Hugh Taylor (USA)**

How do you investigate women with AUB? - **Philippe Laberge (Canada)**

Uterine-sparing surgical techniques for the management of AUB - **James English (Netherlands)**

13H30
14H



AWARDS & CLOSING CEREMONY

SEUD President: **Francisco Carmona (Spain)**

SEUD Congress Presidents: **George Pistofidis & Athanasios Protopapas (Greece)**



9TH CONGRESS OF THE SOCIETY OF ENDOMETRIOSIS AND UTERINE DISORDERS

SEUD CONGRESS 2023

ENDOMETRIOSIS AND UTERINE DISORDERS: STRATEGIC MANAGEMENT AND CHALLENGES IN THE NEW MILLENNIUM

MARCH 15-18 ABU DHABI, UAE

WWW.CONGRESS.SEUD.ORG

FOLLOW US @Official_SEUD

Contact & Organization:

Com&Co - organization@seud.org

Society of Endometriosis
and Uterine Disorders

SEUD President:

Dr Francisco Carmona, Spain

Congress President:

Pr. Ghassan Lotfi, UAE

Location:

Abu Dhabi

10:30 MC 2
11:30 FREE COMMUNICATIONS 1

Does the presence of myometrial conditions impact upon endometrial progesterone responsiveness in women with abnormal uterine bleeding? **Varsha Jain, United Kingdom**

Arteriovenous malformation: the dark side of medical abortion. **Mattia Dominoni, Italy**

Correlation of SAMANTA questionnaire and HMB-VAS scores with ferritin and haemoglobin blood levels. **Patricia Muro Blanc, Spain**

Heavy menstrual bleeding prevalence in women aged from 16 to 55 years: descriptive results from a cross-sectional survey including 2 000 women. **Elisangela Arbo-Jouhaud, France**

Pre and post-operative imaging evaluation of cesarean scar defects using saline infused-sonography. **Caroline Gauthier, Canada**

Impact of Nugent score and microbiote on live birth rate after fresh embryo transfer in women with endometriosis? **Jean-Philippe Estrade, France**

10:30 MC 3
11:30 FREE COMMUNICATIONS 2

A history of sexual abuses during childhood or adolescence is associated with severe pelvic pain symptoms, in women with and without histologically proven-endometriosis. **Mathilde Bourdon, France**

Association of ZEB1 expression with different forms of endometriosis. **Konstantinos Ntzeros, Greece**

Clinical outcomes of different laparoscopic techniques for colorectal deep endometriosis: a single center study of 877 patients. **Saeed Alborzi, Iran**

Impact of endometriosis surgery on in vitro fertilization (IVF)/intra cytoplasmic sperm injection (ICSI) outcomes : a systematic review and meta-analysis. **Chloé Maignien, France**

Effects of ulipristal acetate and dienogest on reactive oxygen species and proinflammatory cytokine release by epithelial and stromal cells from human endometrium and endometriosis. **Fernando Reis, Brazil**

Expression of IGF-1 isoforms in endometriosis. **Nikolaos Blontzos, Greece**

10:30 MC 3.2
11:30 VIDEOS SESSION 1

Robotic resection of ciatic endometriosis nodule: How to manage complications ? **Rius Mariona, Spain**

Laparoscopic sclerotherapy for an endometrioma in 10 steps. **Horace Roman, France**

Robotic excision of deep endometriosis involving the sciatic nerve. **Horace Roman, France**

Robotic management of diaphragmatic endometriosis in 10 steps. **Horace Roman, France**

Natural Orifice Specimen Extraction Colectomy for Endometriosis: How We Do It. **Georgios Grigoriadis, France**

NOSE Segmental bowel resection and partial vaginectomy for DIE. **Konstantinos Kyriakopoulos, Greece**

"The Inverse Technique" for rectovaginal endometriosis nodules with opening of the vagina. **Georgios Grigoriadis, France**

Solitary endometriosis nodules of the sigmoid colon: How to approach surgically. **Georgios Grigoriadis, France**

Laparoscopic sciatic nerve dissection: a reproducible approach. **Georgios Grigoriadis, France**

10:30 MC 3.4
11:30 VIDEOS SESSION 2

Laparoscopic management of an atypical presentation of a large degenerated fibroid during pregnancy. **Hanan Alsalem, Canada**

Laparoscopic multiple myomectomy. **Abigail Lee, Canada**

Ultrasound evaluation of the uterosacral ligaments: pragmatic review and surgical considerations. **Hanan Alsalem, Canada**

Laser assisted appendectomy. **Anna Shishkina, Canada**

Tips and tricks for vaginal hysterectomy. **Elizabeth Miazga, Canada**

Management of vaginal vault dehiscence after laparoscopic hysterectomy. **Simon Benoit Dubé, Canada**

Laparoscopic sciatic nerve dissection: a reproducible approach. **Georgios Grigoriadis, France**

Vascular nerve entrapment: a misdiagnosed cause of chronic pelvic pain. **Stavros Karampelas, Belgium**

Restoring anatomy in a frozen pelvis: Shave of bowel nodule followed by transanal disc resection and partial vaginectomy. **Konstantinos Kyriakopoulos, Greece**

VNOTES Hysterectomy, adnexectomy, and uterosacral ligament suspension: a walk-through guide. **Andrew Zakhari, Canada**

16:00 MC 2
17:00 FREE COMMUNICATIONS 3

Differences in intensity and quality of bowel symptoms in patients with colorectal endometriosis: a case-control study. **Lena Maria Reh, Austria**

Linzagolix for endometriosis-associated pain: Efficacy results from EDELWEISS 3, a phase 3, randomized, double-blind, placebo-controlled trial. **Hugh Taylor, USA**

Reimbursement of dienogest for the treatment of endometriosis: the key to access to care in France. **Hervé Fernandez, France**

Unravelling the mechanisms of regeneration of the human endometrial epithelium using organoids. **Konstantina Nikolakopoulou, Switzerland**

Systemic progestin reduces lesion size in a murine model of endometriosis recurrence. **Jessica Traynor, United Kingdom**

The long journey of women suffering of endometriosis: results from a cross-sectional web-based survey (EndoVie) including 1,557 women. **Pietro Santulli, France**

16:00 MC 3
17:00 FREE COMMUNICATIONS 4

Metabolic alterations in women with severe endometriosis: an help for the discovery of new biomarkers? **Maurizio Nicola D'Alterio, Italy**

Pre- and post-operative treatment with dienogest reduces the risk of endometriosis recurrences and repetitive surgery. **Tommaso Capezuoli, Italy**

Single Blastocyst Transfer after IVF/ICSI in subfertile Women with Endometriosis: Higher Miscarriage Rate but same Life Birth Rate. **Maike Katja Sachs, Switzerland**

Menstrual distress and endometriosis: pain and gastrointestinal symptoms play a key role. **Silvia Vannuccini, Italy**

Prognostic value of tumor markers in the peritoneal fluid of women with endometriosis undergoing surgery. **Mireia Gonzalez-Comadran, Spain**

Inhibitory effect of Calligonum comosum (Escanbil) extract on angiogenesis, proliferation and inflammation of endometriotic lesions (in vitro and in vivo experiments). **Jeannette Rudzitis-Auth, Germany**

16:00 MC 3.2
17:00 FREE COMMUNICATIONS 5

Relugolix combination therapy improves bulk symptoms of uterine fibroids through 24-week treatment. **Ayman Al-Hendy, USA**

Factors influencing the effect of high-intensity focused ultrasound for dysmenorrhea in women with adenomyosis: a multivariate analysis. **Shen Licong, China**

Prevalence of Adenomyosis in Women Undergoing Hysterectomy for Leiomyoma-Associated Chronic AUB (AUB-L). **Malcolm Munro, USA**

Treatment and rehabilitation of patients of reproductive age with proliferative uterine myoma. **Mariami Kaviladze, Russia**

Percutaneous transcatheter uterine artery embolization: A new approach to the treatment of uterine fibroids. **Mariami Kaviladze, Russia**

16:00 MC 3.4
17:00 FREE COMMUNICATIONS 6

Comparison of RNA quality and quantity in different endometrial sampling methods. **Thea Falkenberg Mikkelsen, Norway**

More pain, no gain? Opioid use among hysterectomized patients with adenomyosis: a nationwide register study. **Klara Hasselrot, Sweden**

Hysteroscopy diagnosis and management of adenomyosis. A Review of literature. **Fani Gkrozou, Greece**

H3K4me3 regulates the expression of genes involved in neuronal processes, synapsis, proliferation, Wnt/ β catenin and TGF β pathways in uterine leiomyoma pathogenesis. **Maria Cristina Carbajo-García, Spain**

Reduction of fibroid-related heavy menstrual bleeding (HMB) in women defined as non-responders following linzagolix treatment with or without add back therapy (ABT). **Jacques Donnez, Belgium**



17:00 MC 2
18:00 FREE COMMUNICATIONS 7

Single cell RNA sequencing of endometrioma.

Nanbert Zhong, USA

The impact of diagnostic method on sense of control and powerlessness and social support in endometriosis patients — A retrospective cohort study. **Ciara Hanly, Canada**

How can we diagnose and treat ileocecal endometriosis? **Troshina Vlada, Russia**

TSPO is a novel molecular target for noninvasive detection of endometriosis. **Fernando Reis, Brazil**

Comparison of robot-assisted laparoscopy versus traditional laparoscopy for the treatment of colorectal endometriosis. (Intermediate outcomes). **Aleksander Popov, Russia**

Surgery of colorectal endometriosis: reproductive output. **Aleksander Popov, Russia**

17:00 MC 3
18:00 FREE COMMUNICATIONS 8

Effect of a flexible extended regimen of ethinylestradiol/drospirenone (EE/DRSP) on health-related quality of life (HRQL) of Japanese patients with endometriosis-associated pelvic pain or dysmenorrhea. **Osamu Yoshino, Japan**

Is dienogest the best medical treatment for ovarian endometriomas? **Sharmin Abbasi, Canada**

Research on the role of follicular fluid exosomes in damaging oocyte quality in patients with endometriosis. **Jingyi Zhang, China**

Can we decrease endometriosis in adult women by optimal management of Adolescent period pain? **Sharmin Abbasi, Canada**

Investigation of the role of M2 macrophages in endometrial epithelial and stromal cell invasiveness in adenomyosis. **Christina Anna Stratopoulou, Belgium**

MRI-based Radiomics as a promising non-invasive diagnostic technique for Adenomyosis. **Laurin Burla, Switzerland**

17:00 MC 3.2
18:00 FREE COMMUNICATIONS 9

The evaluation of efficacy and safety of application of ulipristal acetate in the treatment of patients with various types of uterine fibroids. **Mariami Kaviladze, Russia**

Application of 3D-Tumor spheroids in drug discovery. **Mariami Kaviladze, Russia**

Minimizing fluid absorption at time of hysteroscopy: a systematic review and meta-analysis. **Jade Desilets, Canada**

Ultrasound guided microwave ablation compared to uterine artery embolization treatment for uterine fibroids - A randomized controlled trial. **Gudny Jonsdottir, Sweden**

Dynamic real-time in vivo confocal laser endomicroscopy of ovarian cysts during laparoscopy. **Gautier Chene, France**

Intraoperative appearance of Endosalpingiosis – A single-center experience of laparoscopic findings and systematic review. **Laurin Burla, Switzerland**

17:00 MC 3.4
18:00 FREE COMMUNICATIONS 10

Prevalence of primary dysmenorrhea and associated factors among university students in Zimbabwe. **Trust Nyirenda, United Arab Emirates**

Defects in the interaction between the gut microbiota and the intestinal epithelial barrier: a new actor involved in the digestive disorders observed in chronic pelvic pain patients. **Claire Cardaillac, France**

Virtual mindfulness-based therapy for the management of endometriosis chronic pelvic pain: a novel delivery platform to increase access to care. **Miazga Elizabeth, Canada**

Usefulness of video and music for the reduction of anxiety and pain during in-office hysteroscopy. Preliminary data from a multicentric randomized trial. **Gaetano Riemma, Italy**

Myoma and pregnancy: A rare complication. **Jacques Albert Bang Ntamack, Gabon**

ABNORMAL UTERINE BLEEDING

Real-world treatment and outcomes for heavy menstrual bleeding from large electronic health records results from the Characterization and Treatment Pathways of HMB (Champion-HMB) study.

Federica Pisa, Germany

Correlation between transvaginal sonography, hysteroscopic and histopathological findings in patients with abnormal uterine bleeding at southern philippine medical center. **Lairah Untao, Philippines**

Heavy menstrual bleeding: a nationwide survey of Spanish women perception. **Josep Perello, Spain**

Treatment of abnormal uterine blood loss in premenopausal women: a clinical guideline. **Nathalie Filliers, Belgium**

How should we identify 'success' in treatment of heavy menstrual bleeding (HMB)? **Pamela Warner, United Kingdom**

ENDOMETRIOSIS/ENDOMETRIUM

Circulating microparticle levels in patients with deep infiltrating endometriosis can be modified by hormonal treatment.

Pilar Carrillo Torres, Spain

Genetix aspects of endometriosis-associated infertility. **Marianna Abitova, Russian Federation**

Experience report of the new AAGL score classification system in our endometriosis unit. **Gracia Meritxell, Spain**

Anhedonia in deep endometriosis patients with severe chronic pelvic pain. **Maria-Angeles Martínez-Zamora, Spain**

Impact of covid-19 vaccination on menstrual disorders in women with endometriosis. **Georgina Feixas, Spain**

Risk of cardiovascular diseases among women with endometriosis : a meta-analysis. **Lorraine Maitrot-Mantelet, France**

Does desogestrel improve endometriosis-related pain and endometriotic lesions? Results of a pilot study **Maria-Angeles Martínez-Zamora, Spain**

Establishment of a rodent model of endometriosis to evaluate the effect of new therapeutic strategies. **Rana Assaly, France**

Review of indicators of quality of life and sexual function in women with moderate-severe endometriosis. **Santana Alejandra, Spain**

Several renal involvement in young patients with endometriosis in the 21st Century. **Santana Alejandra, Spain**

Quality of life in patients with deep infiltrative endometriosis after minimally invasive surgical treatment.

Elvira Barbulea, Romania

The impact of laparoscopic surgery for endometriosis on patient symptoms. **Khadijeh Shadjoo, Iran**

Can we preach the failure of medical treatment in patients with endometriosis? **Ludmila Ocón Padrón, Spain**

Deep infiltrating endometriosis of diafragma - a review. **Monica Gomes Ferreira, Spain**

Diagnosis of clear cell carcinoma arising from an endometriosis cyst during in vitro fertilization process: a case report. **Marta Valdés-Bango, Spain**

Diffuse uterine capillary haemangioma simulating a clinical picture of adenomyosis. **Jose Carlos Vilches Jimenez, Spain**

Characteristics of pain in adolescents affected by endometriosis: preliminary results of a retrospective cohort study. **Maria Federica Viscardi, Italy**

London North West University Healthcare NHS Trust - Endometriosis Centre. **Nikolaos Machairiotis, France**

#Endometriosis influencers on Instagram: Who are they and what are they posting? **Samantha Shiplo, Canada**

Urinary tract endometriosis: a single center experience and meta-analysis. **Saeed Alborzi, Iran**

Intauterine platelet rich plasma: current status. **Aboubakr Elnashar, Egypt**

The role of coexistence of endometriosis and uterine septum on pregnancy outcome. **Ismail Afaf, Egypt**

Endometriosis and ovarian cancer: a systematic review and meta-analysis. **Elham Askary, Iran**

Practice changes during a pandemic - excision of Villar's nodule under local anesthesia. **Michelle Jacobson, Canada**



FIBROIDS/ADENOMYOSIS

Adenomyosis is an independent risk factor for complications in deep endometriosis laparoscopic surgery. **Cristian De Guirior, Spain**

Impact of adenomyosis on the patient's quality of life in a tertiary hospital. **Joanne Luy, Philippines**

How do adenomyosis ultrasound criteria change after the onset of medical treatment? **Marta Camacho, Spain**

Is there a limit on the number of hysteroscopies to preserve the fertility? Report of clinical case. **Alexis Mauricio Agüero Mariño, Spain**

Role of alternative medicines in managing uterine fibroid.
Dave Nidhi, India

MINIMALLY INVASIVE SURGERY

Plypectomy, myomectomy and RPOC resection in the office setting
Marta Tortajada, Spain

Optimization of office setting hysteroscopy with hysteroscopic tissue removal systems (HTRS). **Marta Tortajada, Spain**

A case report of undescended left ovary with partial left fallopian tubal agenesis and right tubal ectopic pregnancy without uterine abnormality.
Viktoría Palla, Germany

Implementation of Home Hospitalization and early discharge in major gynecologic surgery. **Alexis Mauricio Agüero Mariño, Spain**

Comparison of gain in quality of life (SCDV-MU) on patients with benign gynecology conditions undergoing uterine artery embolization versus laparoscopic total hysterectomy: real evidence-based study.
Silvia Agramunt, Spain

Low-grade adenosarcoma on deep endometriosis.
Jose Carlos Vilches Jimenez, Spain

Role of hysteroscopy in management of AUB in virgins.
Ahmed Elsherbiny, Egypt

OTHER

Task shifting cesarean sections in low- and middle-income countries: a systematic review and meta-analysis. **Rea Konci, Canada**

Pelvic actinomycosis affecting genital and digestive tracts: a case report. **Matas Isabel, Spain**

Impact of endometrial microbiome on fertility. **Aboubakr Elnashar, Egypt**

PAIN

Adherence to Mediterranean diet and clinical symptoms in patients with deep endometriosis. **Lara Quintas-Marques, Spain**

Lymphangioma of the ovary. **Radhouane Achour, Tunisia**

NOTES



NOTES



NOTES



THE BALANCE SHE NEEDS.

THE LIFE SHE WANTS.

IT'S TIME

for a treatment that balances efficacy and safety in symptomatic uterine fibroids.¹⁻³

IT'S TIME

for a treatment that significantly reduces menstrual bleeding and pain.^{1,4}

IT'S TIME

for a treatment that can improve her quality of life while preserving bone health.^{5,6}

IT'S TIME

for one pill a day⁶ that will help her be the woman she wants to be.

IT'S TIME for Ryego, because her life is our performance.



All the SmPC-related information is available by scanning this code

1. Al-Hendy A et al. *N Eng J Med* 2021.

2. Al-Hendy A et al. *ASRM*, October 2020 O-1.

3. Al-Hendy A et al. *ASRM*, October 2019 O-1.

4. Al-Hendy A et al. *Fertil Steril* 019;112(3):e434. Oral abstract O-265 presented at the ASRM, 2019.

5. Al-Hendy A et al. *ASRM*, October 2020 O-205.

6. Ryego Summary of Product Characteristics.



Ryego®

relugolix, estradiol, and norethisterone acetate

Her life is our performance